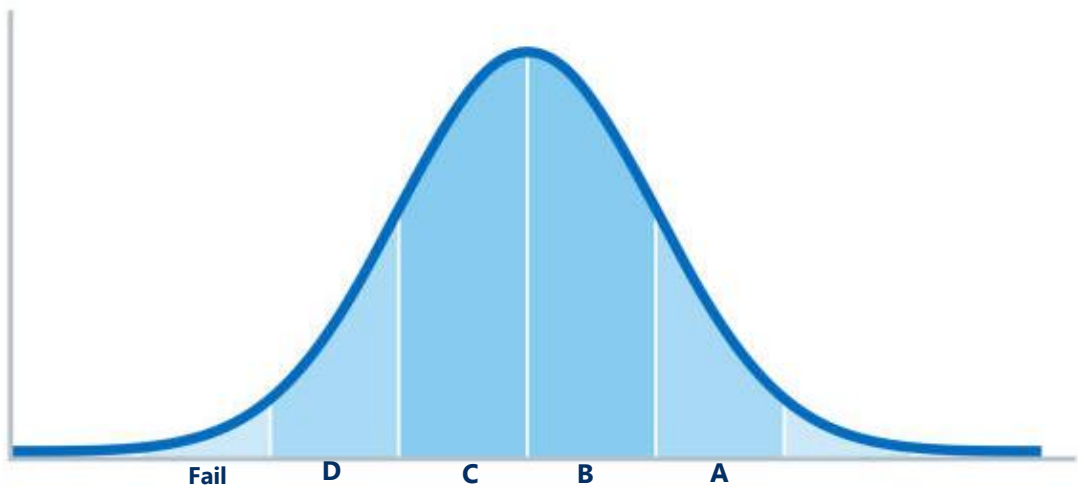




Analysis of Grade Distribution in Generic Course Units (Academic Year 2022)



Data Analysis and Statistics Unit
Faculty of Humanities and Social Sciences
University of Sri Jayewardenepura

Analysis of Grade Distribution in Generic Course Units (Academic Year 2022)

Data Analysis and Statistics Unit
Faculty of Humanities and Social Sciences
University of Sri Jayewardenepura

Analysis of Grade Distribution in Generic Course Units (Academic Year 2022)

© Data Analysis & Statistics Unit (DASU)

First Printing: November 2023

Page Layout: Mr. L.I.S. Kaluarachchi

Cover Design: Mr. G.P.S. Nalaka

Printing:

Neo Graphics Pvt. Ltd.

44, Udahamulla Station Road,

Nugegoda

Publication:

Data Analysis & Statistics Unit

Faculty of Humanities & Social Sciences

University of Sri Jayewardenepura

Preface

The results of generic course units carry immense importance for students as they contribute to their degree completion and GPA calculation. The University of Sri Jayewardenepura offers a comprehensive range of courses designed to enrich our students' knowledge and skills.

This report delves into the generic course units that constitute the backbone of our degree requirements. Covering diverse areas like the English language, information technology, society and culture, and quantitative analysis, these courses provide essential knowledge and skills that transcend disciplinary boundaries.

Within this report, we present a comprehensive analysis of grade distributions in these generic course units during the academic year 2022. This exploration reveals valuable insights into student grades. These findings serve as a crucial resource, guiding not only academic administrators but also students as we collectively work to optimize the academic journey.

This report is the result of rigorous research and meticulous data analysis, with the dedicated members of the Data Analysis and Statistics Unit (DASU) committee leading the way. Their contributions have been pivotal in bringing this publication to fruition.

We invite all stakeholders to immerse themselves in the insights presented in this report and actively engage in collaborative efforts to enrich the educational experience we offer. Together, we can shape the future of learning and empower our students to succeed.



Advisor's Message

Professor Shirantha Heenkenda

*BA (Hons); PGD in Statistics (USJ); MSc (Kelaniya);
MA (GRIPS-Tokyo); PhD (Nagoya)*

Dean

Faculty of Humanities & Social Sciences (FHSS)

In an ever-evolving educational landscape, data-driven insights hold a pivotal place in shaping decisions and comprehending the needs of our students. The Faculty of Humanities and Social Science of Sri Jayewardenepura University is dedicated to providing a super educational experience.

Our faculty offers a range of Bachelor of degrees, including Bachelor of Arts Honors degrees, and Bachelor of Science degrees tailored for students who have successfully completed their G.C.E. A/L examination. These degrees come with certain prerequisites, including generic course units designed to provide you with a well-rounded education. These course units span a variety of subjects, encompassing English Language, Information Technology, Society and Culture, and Quantitative Analysis. They are essential in equipping you with the knowledge and skills necessary for various fields of study within our faculty.

This report is a valuable resource that not only provides a comprehensive breakdown of grade distributions but also offers vital insights into performance trends across various course units and student categories. This information is intended to empower both our students and faculty members, enabling us to make data-driven decisions and continually enhance our educational processes.

As the Dean of the Faculty, I extend my appreciation to the staff who contributed to the creation of this report. Our commitment to providing you with a comprehensive education remains a top priority, and this report is a testament to that dedication.



Coordinator's Message

Dr. (Mrs.) H.P.T.N. Silva

BSc (Hons); MSc (USJ); PhD (UoM)

Head of the Department

Department of Social Statistics (DSS)

Faculty of Humanities & Social Sciences (FHSS)

The Faculty of Humanities and Social Sciences has comprised a wide range of generic course units as an integral part of the undergraduate degree program, aimed at enhancing the skills of our students. These generic course units are designed to not only broaden their knowledge base but also to make local graduates more appealing to prospective employers. Currently, a distinct range of generic course units from distant fields, including English, Information Technology, Society and Culture, and Quantitative Analysis have been offered by the faculty, and each has been assigned appropriate credit values. The main focus of this report is to conduct an in-depth assessment of the grade distribution pertaining to the generic course units taken by our undergraduates in the year 2022. The findings of this report offer valuable insights that can make informed decisions regarding students' academic progress.

This publication has been prepared by the dedicated members of the Data Analysis and Statistics Unit (DASU) committee. I would like to extend my sincere gratitude to all the esteemed members of the DASU committee for their vital contributions in bringing this publication to success.

Contributors

Designation	Name
Advisor (Dean of the Faculty of Humanities and Social Sciences)	Prof. Shirantha Heenkenda
Coordinator and Statistical Consultant (Head of the Department of Social Statistics)	Dr. (Mrs.) H.P.T.N. Silva
Deputy Coordinators and Statistical Consultants	Mr. C.L.K. Nawarathna Mr. H.P. Diunugala
Secretary and Project Coordinator	Mrs. R.M.K.G.U. Rathnayaka
Treasurer and Project Coordinator	Mr. N.A.N.J. Maduwansa
Project Coordinator and Statistical Consultant	Dr. (Mrs.) D.P.K. Manel
Project Coordinators	Mr. I.D. Jayaruwan Mr. G.P.S. Nalaka Ms. S.D. Ilangasekara Mrs. A.I.S. Perera
Research Assistant	Mr. L. I. S. Kaluarachchi
Language Editor	Ms. M.N. De Costa

Table of Contents

Preface.....	i
Advisor’s Message.....	ii
Coordinator’s Message.....	iii
Contributors.....	iv
01. Executive Summary.....	1
02. Introduction.....	2
03. Analysis of the Grade Distribution.....	4
3.1 Grade Distribution of English Language Courses.....	5
3.2 Grade Distribution of Information Technology Courses.....	8
3.3 Grade Distribution of Quantitative Analysis Courses.....	10
3.4 Grade Distribution of Society and Culture Courses.....	11
3.5 Grade Distribution of Institutional Awareness and Entrepreneurial Development Course.....	12

List of Tables

Table 01: The Credit Values Assigned for Degree Completion in Each Academic Year.....	2
Table 02: The Breakdown of the Grading System and Its Corresponding Marks.....	3
Table 03: Generic Course Unit, Studying Year, and Semester.....	4
Table 04: Counts of Student Enrollment for the Generic Course Units.....	5

List of Figures

Figure 01: Grades of Undergraduates’ English Language Generic Course Units.....	7
Figure 02: Grades of Undergraduates’ Information Technology Generic Course Units.....	9
Figure 03: Grades of Undergraduates’ Quantitative Analysis Generic Course Units.....	11
Figure 04: Grades of Undergraduates’ Society and Culture Generic Course Unit.....	12
Figure 05: Grades of Undergraduates’ Institutional Awareness and Entrepreneurial Development Generic Course Unit.....	13

01. Executive Summary

The evaluation of grade distribution in educational institutions is a crucial aspect of assessing the effectiveness of teaching and learning processes. This analysis aims to investigate the grade distributions in generic course units during the academic year 2022, shedding light on trends and patterns that can inform educational improvements.

The data used for this analysis were retrieved from the examination department database on 30/06/2023. The results of the examinations were confirmed and displayed on the results board for the 1st semester on 01/02/2023 and the 2nd semester on 29/03/2023.

The generic courses in the Faculty of Humanities and Social Sciences (FHSS) require undergraduates to complete specific credit values in different subject areas. Undergraduates need to complete 9 credit values for the English Language courses, 8 credit values for the Information Technology courses, 2 credit values for the Society and Culture course, and 2 credit values for the Quantitative Analysis course. Additionally, in the General degree program, undergraduates are required to complete 1 credit value for the Institutional Awareness course. Currently, the FHSS offers a total of 15 Generic course units. Out of these, 11 course units are exclusively taught in English, while 4 course units are available in both English and Sinhala mediums. Undergraduates in their first, second, and third years, can take these Generic course modules. Based on the enrollment data for the FHSS in 2022, the student count in the first year was 998 during the academic year 2020/2021, followed by 963 students in the second year for the academic year 2019/2020. In the third year, there were 921 students during the academic year 2018/2019. These figures encompass the overall student body for the respective academic year.

Based on the findings, a considerable proportion of English Language Generic courses offered by the FHSS exhibit a pass rate exceeding 92%. Within the realm of Information Technology course units, the course titled "Introduction to Information & Communication Technology" stands out due to a notably higher rate of unsuccessful outcomes, amounting to 27.9%. In the domain of Quantitative Analysis course units, the course titled "Intelligence Quotient (IQ) Basics" records a commendable pass rate exceeding 89%. A particularly noteworthy course unit is "Basic Mathematics and Statistics," which demonstrates a significant frequency of "A" grade accomplishments among both English and Sinhala medium undergraduates. In the Society and Culture course units, the Sinhala medium undergraduates display an impressively high number of passing grades, with a percentage surpassing 96%. Conversely, their English medium counterparts exhibit an 80.6% pass rate, accompanied by an absence rate of 19.4%. Additionally, the course unit "Institutional Awareness and Entrepreneurial Development" reveals a perfect pass rate of 100% among English-medium undergraduates. Among Sinhala-medium undergraduates, the pass percentage slightly recedes to 93.3%, when compared to their English-medium peers. The analysis of grade distribution for Generic Course Units in 2022 offers valuable insights to improve the academic experience and support student success in the coming years.

02. Introduction

The Faculty of Humanities and Social Sciences (FHSS) offers Bachelor of Arts degrees, including Bachelor of Arts Honors degrees, as well as Bachelor of Science degree for the students who have successfully completed their G.C.E. A/L examination in the Art stream. Undergraduates pursuing any of these degrees are required to participate in examinations to meet the degree requirements. These examinations are conducted twice a year, corresponding to the two semesters in the academic calendar. In order to obtain either an Honors or General Degree, undergraduates need to fulfill prerequisites, excluding those related to their major field of study. These prerequisites consist of a set of generic course units that are essential for a well-rounded education.

These courses cover diverse fields like English Language, Information Technology, Society and Culture, and Quantitative Analysis. The purpose of these course units is to equip undergraduates with essential knowledge and skills applicable across various disciplines within the faculty. Table 01 offers an overview of the credit values assigned for degree completion in each academic year.

Table 01: The Credit Values Assigned for Degree Completion in Each Academic Year

Academic Year	Course Category	Bachelor's Degree	Honors Degree
2020	Main Fields	60	82
	Other Fields	24	27
	Generic Courses	16	15
2021	Main Fields	60	82
	Other Fields	24	27
	Generic Courses	22	21
2022	Main Fields	60	82
	Other Fields	24	27
	Generic Courses	22	21

Source: *Prospectus of FHSS*

The generic courses in the FHSS require undergraduates to complete specific credit values in different subject areas. For instance, undergraduates need to complete 9 credit values for the English Language courses, 8 credit values for the Information Technology courses, 2 credit values for the Society and Culture course, and 2 credit values for the Quantitative Analysis course. Additionally, in the General degree program, undergraduates are required to complete 1 credit value for the Institutional Awareness course. It is worth noting that the academic years 2021 and 2022 have the same credit values for Generic courses, which are 6 points higher compared to the academic year 2020. Additionally, there has been a 6-credit value point increase in the values for the Information Technology subject area, aimed at enhancing undergraduates' knowledge in the field of Information Technology.

Currently, the FHSS offers a total of 15 course units. Out of these, 11 course units are exclusively taught in English, while 4 are available in both English and Sinhala languages. These course units are offered to undergraduates in their 1st, 2nd, and 3rd years of study. Certain conditions apply to the enrollment process for general course units. For example, there are certain course units that are exclusively offered to undergraduates whose main medium of instruction is English, while some course units are specifically designed for undergraduates whose main medium of instruction is Sinhala. The grade assigned to undergraduates is determined based on the marks they receive, and a breakdown of the grading system and its corresponding marks is provided in Table 02.

Table 02: The Breakdown of the Grading System and Its Corresponding Marks

Marks	Grade	Description
85-100	A+	Excellent
70-84	A	
65-69	A-	Good
60-64	B+	
55-59	B	
50-54	B-	Satisfactory
45-49	C+	
40-44	C	
35-39	C-	Unsatisfactory
30-34	D+	
25-29	D	
0-24	E	
	ABS	Absent
	MED	Medical

Source: Prospectus of FHSS

The student enrollment figures of 2022 in the FHSS indicate 998 undergraduates in the 1st year, 963 undergraduates in the 2nd year, and 921 undergraduates in the 3rd year. These counts represent the total number of undergraduates enrolled in each corresponding academic year.

The primary aim of this report is to conduct an analysis of the grade distribution concerning generic course units, utilizing the results from the academic year 2022. The examination period for the first semester was bifurcated into two segments, with the initial part occurring between 04/06/2022 and 08/07/2022, and the second part coinciding with the second-semester examination, held from 26/09/2022 to 15/10/2022. Subsequently, the second-semester examination itself was administered from 27/09/2022 to 24/11/2022. The data utilized for this analysis was sourced from the Examination Department of the FHSS on 30/06/2023. The examination results were verified on the results board for the 1st semester on 01/02/2023, and for the 2nd semester on 29/03/2023.

03. Analysis of the Grade Distribution

Table 03: Generic Course Unit, Studying Year, and Semester

Studying Year	Semester	Generic Course Unit	Code
1	1	English in Use 1	GEN 1113
		Introduction to Information & Communication Technology	GIT 1112
	2	Microsoft Office for Workplace	GIT 1212
		Basic Mathematics and Statistics	GMS 1222
		Intelligence Quotient (IQ) Basics	GIQ 1232
		English in Use 2	GEN 1213
	1 & 2	Sri Lankan Society and Buddhist Culture	GSC 1012
2	1	Data Visualization and Management	GEIT 2101.1
		* ¹ English for General Purposes 1	GENG 2101.1
		** ² English for Academic Purpose 1	GENG 2102.1
	2	Project Management Essentials	GEIT 2201.1
		*English for General Purposes 2	GENG 2201.1
		**English for Academic Purpose 2	GENG 2202.1
3	1	English for Occupational Purposes	GENG 3101.1
	2	Institutional Awareness and Entrepreneurial Development	DEPD 3298.1

Source: Prospectus of FHSS

Table 03 provides comprehensive details on the generic course units available to undergraduates across different years and semesters, inclusive of their corresponding course unit codes. Moreover, the table specifies that specific course units are exclusively offered to Sinhala medium undergraduates, whereas others are offered to English medium undergraduates.

¹ * Courses offered only in Sinhala medium undergraduates.

² ** Courses offered only in English medium undergraduates.

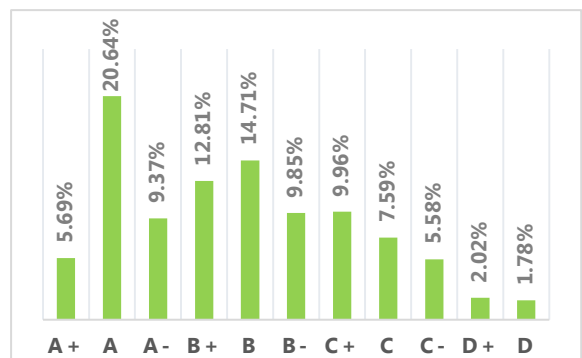
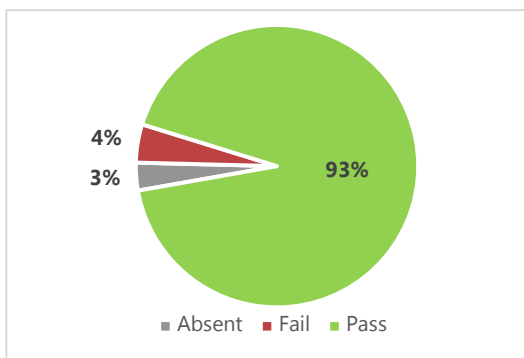
Table 04: Counts of Student Enrollment for the Generic Course Units

Code	Generic Course Unit	Student Count
GEN 1113	English in Use 1	912
GIT 1112	Introduction to Information & Communication Technology	987
GIT 1212	Microsoft Office for Workplace	988
GMS 1222	* ³ Basic Mathematics and Statistics	150
GIQ 1232	*Intelligence Quotient (IQ) Basics	840
GEN 1213	English in Use 2	987
GSC 1012	*Sri Lankan Society and Buddhist Culture	984
GEIT 2101.1	Data Visualization and Management	964
GENG 2101.1	English for General Purposes 1	706
GENG 2102.1	English for Academic Purpose 1	222
GEIT 2201.1	Project Management Essentials	959
GENG 2201.1	English for General Purposes 2	707
GENG 2202.1	English for Academic Purpose 2	218
GENG 3101.1	English for Occupational Purposes	919
DEPD 3298.1 ⁴	*Institutional Awareness and Entrepreneurial Development	139

Source: Dean Office of FHSS

3.1 Grade Distribution of English Language Courses

English in Use 1 (Total of 912 Students)

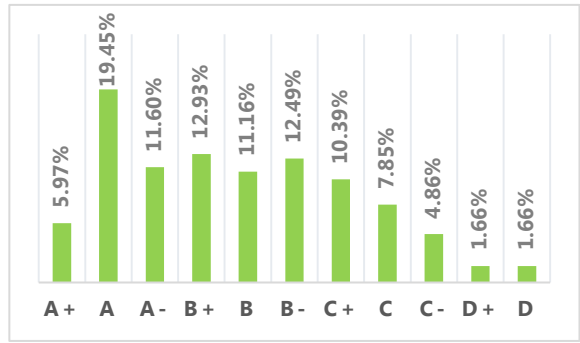
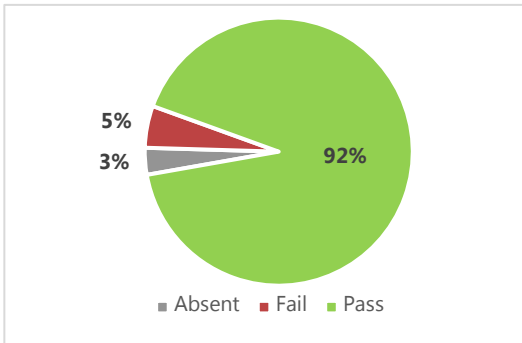


Continue to next page.

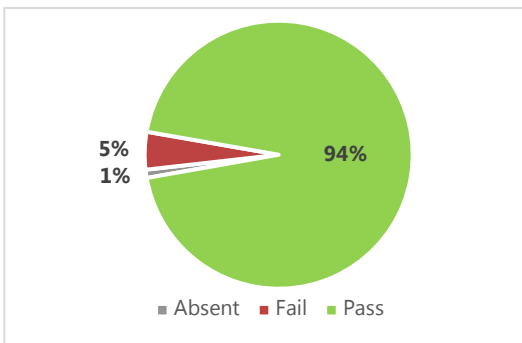
³ * Course units are offered both in Sinhala and English mediums.

⁴ The course unit DEPD 3298.1 is exclusively offered to Bachelor degree undergraduates in their 3rd year.

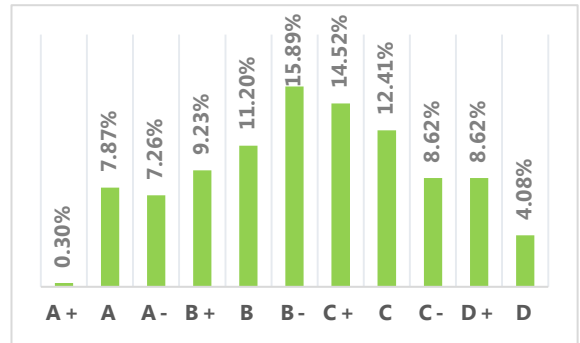
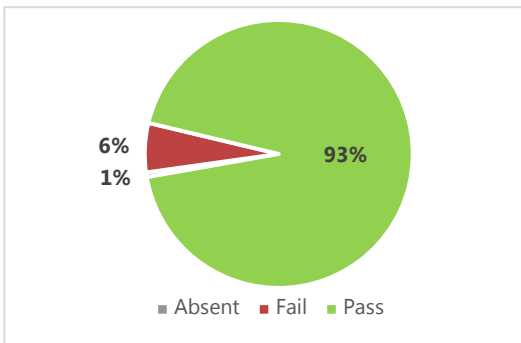
English in Use 2 (Total of 987 Students)



English for General Purposes 1 (Total of 706 Students)

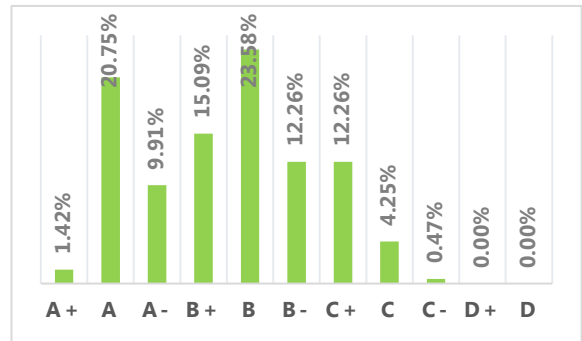
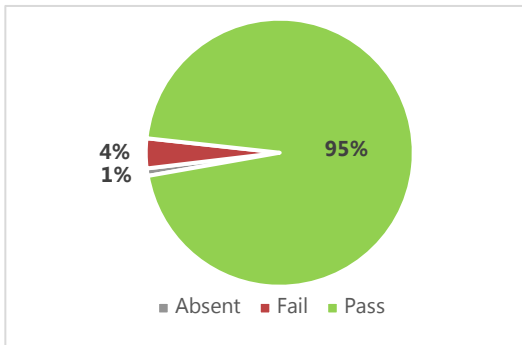


English for General Purposes 2 (Total of 707 Students)

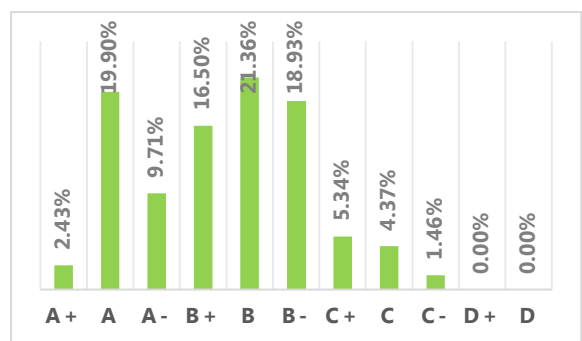
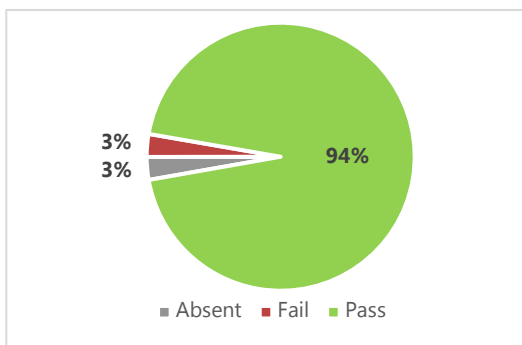


Continue to next page.

English for Academic Purpose 1 (Total of 222 Students)



English for Academic Purpose 2 (Total of 218 Students)



English for Occupational Purposes (Total of 919 Students)

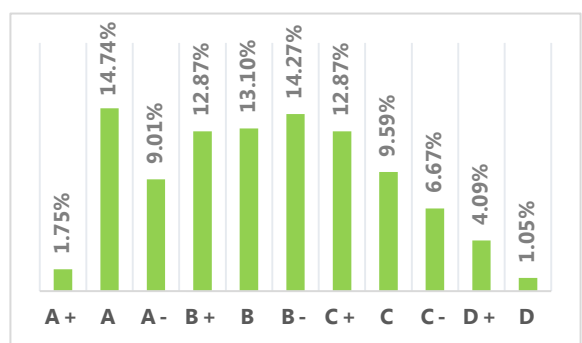
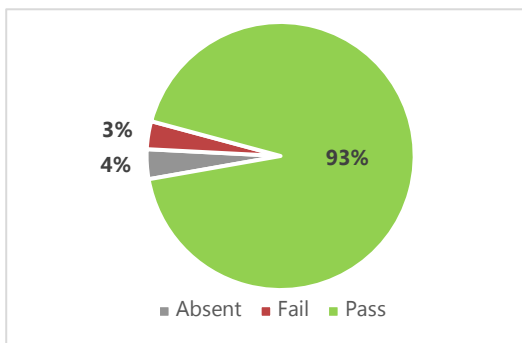


Figure 01: Grades of Undergraduates' English Language Generic Course Units

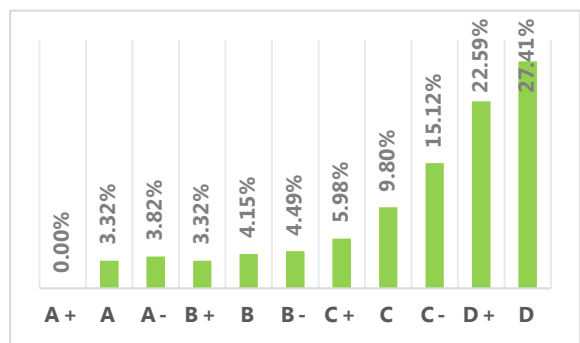
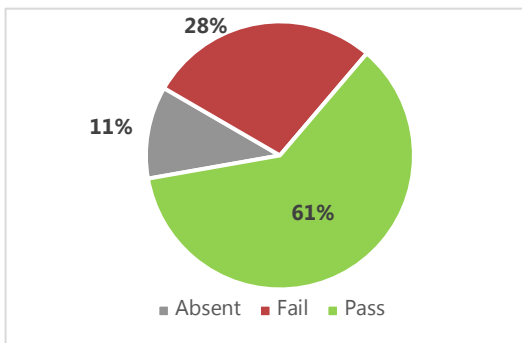
Based on the data presented in Figure 01, the English Language Generic courses at the FHSS exhibit a pass percentage exceeding 92% across the 7-course units. Notably, the course units titled "English for

General Purposes" are exclusively offered to Sinhala medium undergraduates, while the "English for Academic Purposes" course units are conducted for English medium undergraduates in their respective main fields of study. Within the 1st year, English language generic course units, both "English in Use 1" and "English in Use 2" courses attained the highest percentage of "A" passes, with 20.64% and 19.45% of undergraduates, respectively. Additionally, for the "English in General Purposes" course units, over 58% of undergraduates achieved a "B-" or lower pass for both course units. Similarly, for the course units of "English in Academic Purposes," the highest percentage of passes was "B" or above, with over 69.5% of undergraduates achieving this grade for both course units. These course units are offered to 2nd year undergraduates.

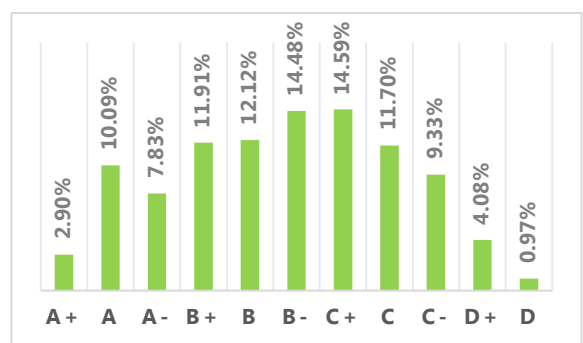
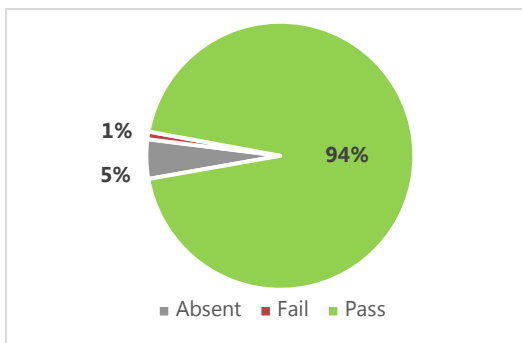
Furthermore, the course unit "English for Occupational Purposes" demonstrated the highest percentage (65.73%) of undergraduates passing with a "B" or above grade among 3rd year undergraduates.

3.2 Grade Distribution of Information Technology Courses

Introduction to Information & Communication Technology (Total of 987 Students)

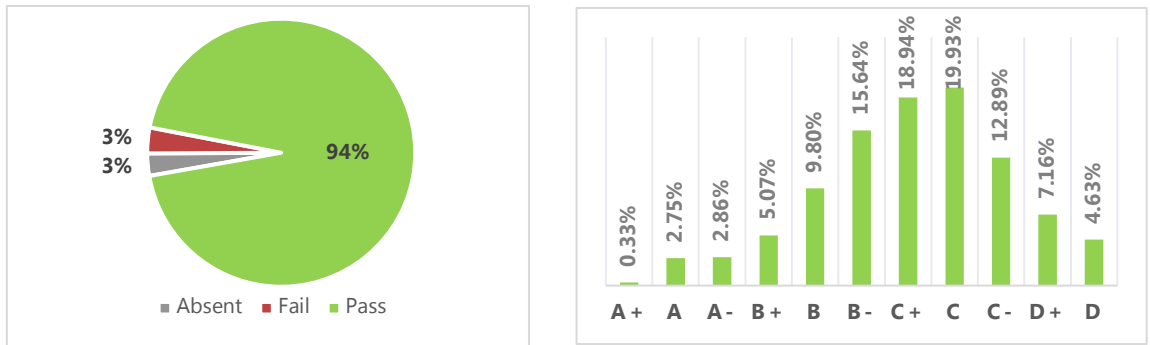


Microsoft Office for Workplace (Total of 988 Students)



Continue to next page.

Data Visualization and Management (Total of 964 Students)



Project Management Essentials (Total of 959 Students)

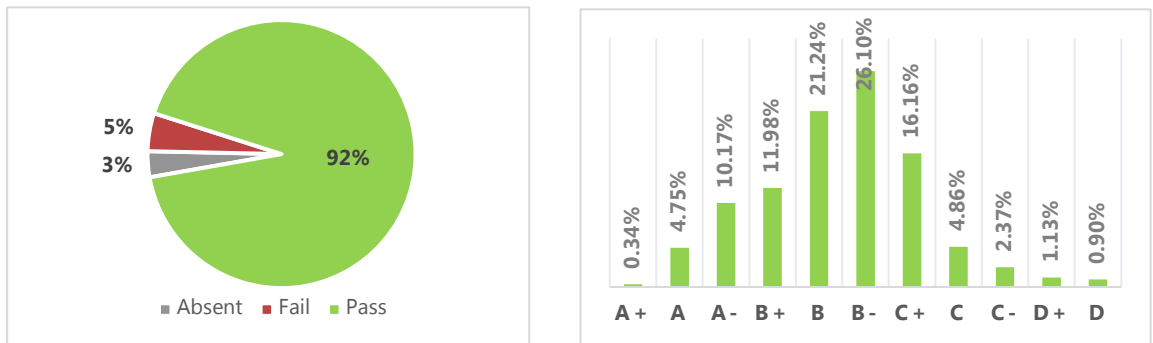
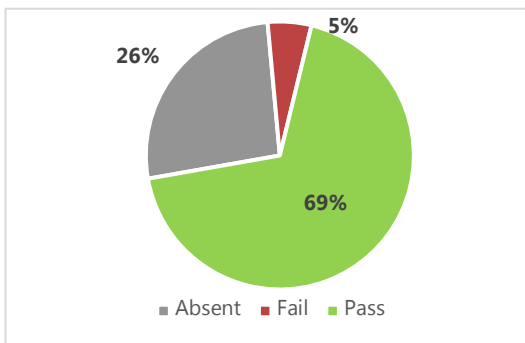


Figure 02: Grades of Undergraduates' Information Technology Generic Course Units

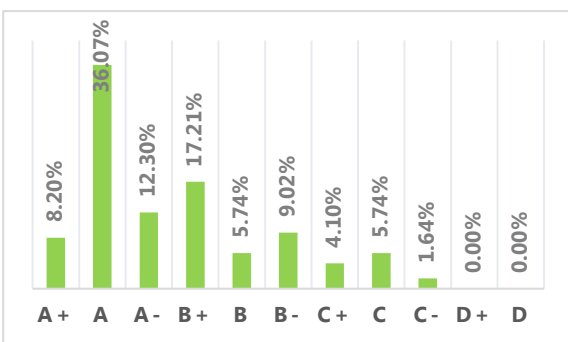
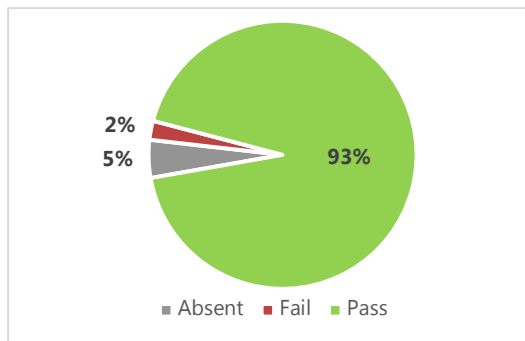
Based on the data presented in Figure 02, the pass percentage for the Information Technology category demonstrates generally high results, with three out of four-course units surpassing a pass percentage of 92% among undergraduates. However, the "Introduction to Information & Communication Technology" course unit exhibits a pass percentage of 61%, which is relatively lower compared to the other course units in this category. Moreover, this specific course unit shows a higher failure rate of 28% in contrast to the other three course units. Furthermore, upon analyzing the distribution of grades across all four course units, it becomes apparent that a significant proportion of undergraduates achieved "B-" or lower grades, indicating a lower level of knowledge in the Information Technology category.

3.3 Grade Distribution of Quantitative Analysis Courses

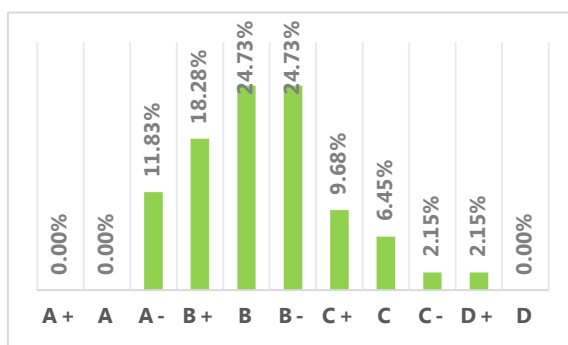
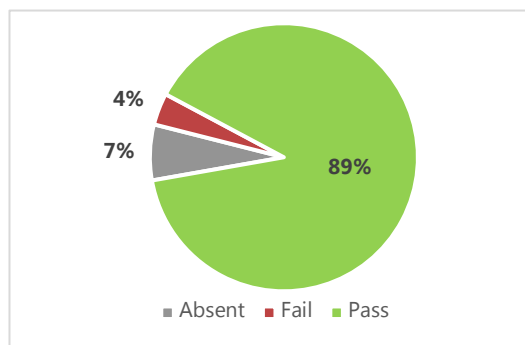
Basic Mathematics and Statistics (EM) (Total of 19 Students)



Basic Mathematics and Statistics (SM) (Total of 131 Students)



Intelligence Quotient (IQ) Basics (EM) (Total of 104 Students)



Continue to next page.

Intelligence Quotient (IQ) Basics (SM) (Total of 736 Students)

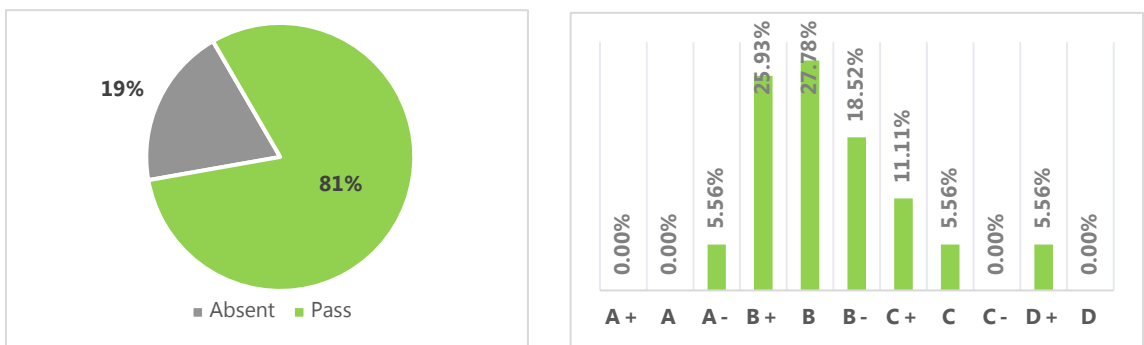


Figure 03: Grades of Undergraduates' Quantitative Analysis Generic Course Units

Based on the data presented in Figure 03, the Quantitative Analysis field comprises two course units. Notably, the "Intelligence Quotient" course unit exhibits an impressive pass percentage exceeding 89%. However, it is noteworthy that the "Basic Mathematics and Statistics" course unit shows a significantly higher absence percentage of 26% among English medium undergraduates compared to 5% for Sinhala medium undergraduates. In terms of pass percentages, both English and Sinhala medium undergraduates achieved the highest percentage of "A" grades for the "Basic Mathematics and Statistics" course unit. Conversely, for the "Intelligence Quotient" course unit, undergraduates from both mediums attained the highest pass percentage with "B" or lower grades.

3.4 Grade Distribution of Society and Culture Courses

Sri Lankan Society and Buddhist Culture (EM) (Total of 67 Students)



Continue to next page.

Sri Lankan Society and Buddhist Culture (SM) (Total of 917 Students)

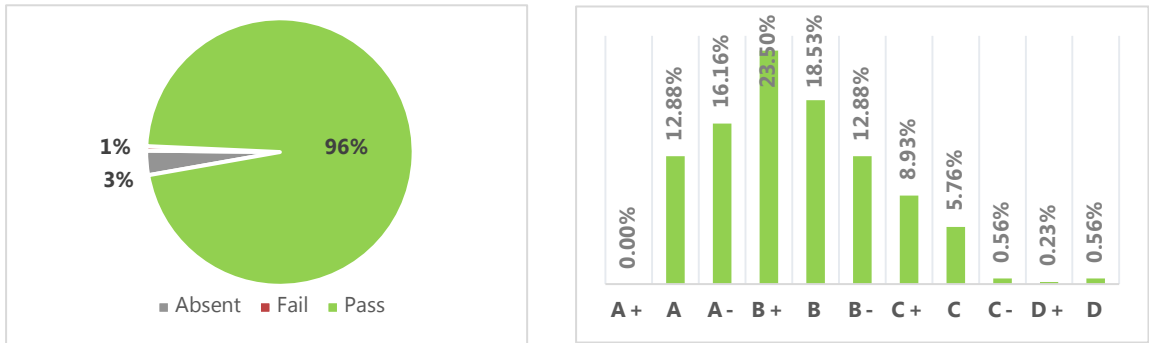
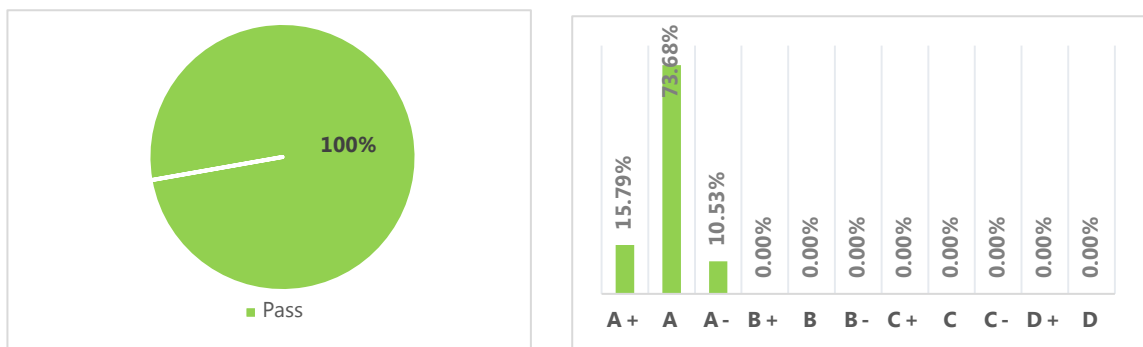


Figure 04: Grades of Undergraduates' Society and Culture Generic Course Unit

Based on the data depicted in Figure 04, undergraduates studying in Sinhala medium demonstrate a remarkable pass percentage of over 96% for the course unit in the "Society and Culture" category. In contrast, undergraduates studying in English medium have a lower pass percentage of 81%. Furthermore, English-medium undergraduates in this category exhibit the highest absentee percentage of 19%. It is worth noting that this particular course unit is offered in the 1st year, and a significant majority of the undergraduates received "B" or higher grades.

3.5 Grade Distribution of Institutional Awareness and Entrepreneurial Development Course

Institutional Awareness and Entrepreneurial Development (EM) (Total of 19 Students)



Continue to next page.

Institutional Awareness and Entrepreneurial Development (SM) (Total of 120 Students)

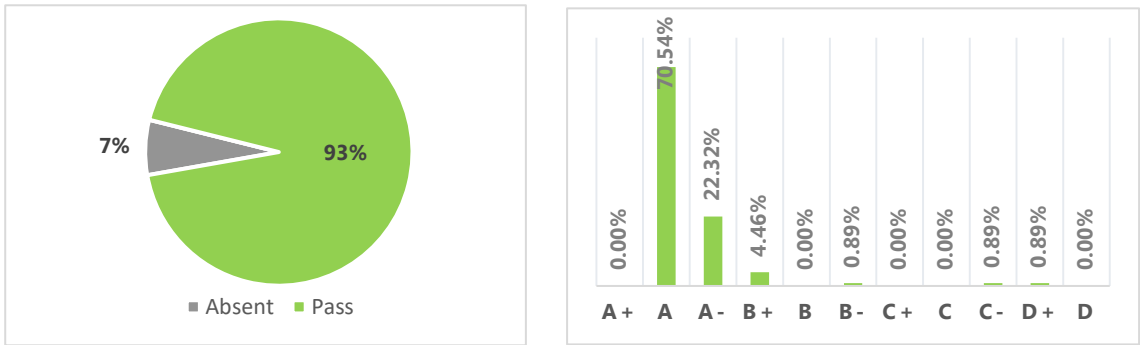


Figure 05: Grades of Undergraduates' Institutional Awareness and Entrepreneurial Development Generic Course Unit

The course unit "Institutional Awareness and Entrepreneurial Development" is exclusively offered to Bachelor's degree undergraduates. Remarkably, English medium undergraduates exhibited a perfect pass rate of 100% in this particular course unit, showcasing a high level of success. In comparison, Sinhala medium undergraduates attained a slightly lower pass percentage of 93.3% in the same course unit.



Publication:
Data Analysis & Statistics Unit
Faculty of Humanities & Social Sciences
University of Sri Jayewardenepura



First Printing: November 2023
E-ISSN 3021-680X

REPORT ON COURSE UNIT ENROLLMENT PATTERNS

First Year First Semester

2023

© Data Analysis & Statistics Unit (DASU)