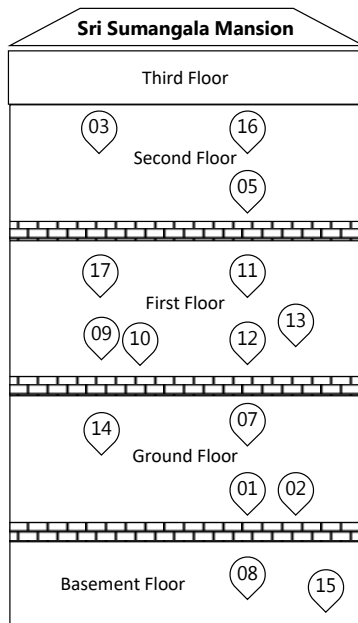
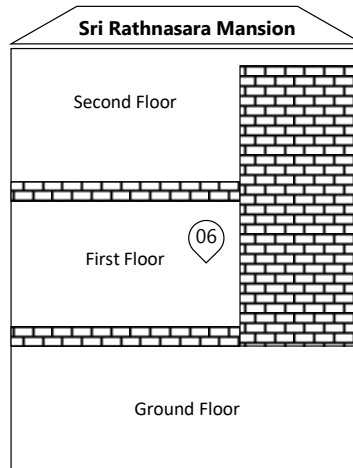


GENERAL INFORMATION & PHYSICAL RESOURCES

Figure 1.1: Location of Departments and Dean Office



1. Department of Anthropology
2. Department of Criminology
3. Department of Economics
4. Department of English Language Teaching
5. Department of English & Linguistics
6. Department of Geography



7. Department of History & Archaeology
8. Department of Information & Communication Technology
9. Department of Languages, Cultural Studies & Performing Arts
10. Department of Music & Creative Technology
11. Department of Pali & Buddhist Studies
12. Department of Philosophy & Psychology
13. Department of Political Science
14. Department of Sinhala & Mass Communication
15. Department of Sociology
16. Department of Social Statistics
17. Dean Office

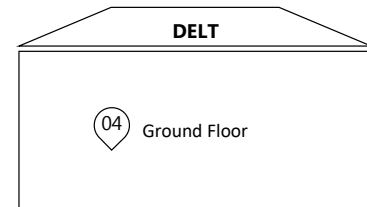


Table 1.1: Academic & Administrative Bodies Composition - 2022

| Academic & Administrative Bodies | Count |
|---|--------------|
| Departments | 16 |
| Cells | 02 |
| Centers | 04 |
| Committees | 06 |
| Units | 03 |
| Clubs | 01 |
| Total | 32 |

Source: Dean Office of FHSS (Date retrieved: 31-12-2022)

Table 1.2: Academic Programs Composition - 2022

| Program | Count |
|----------------------------|--------------|
| Certificates | 03 |
| Advance Certificates | 01 |
| Diplomas | 19 |
| Higher Diplomas | 01 |
| Degree Programs (External) | 03 |
| Degree Programs (Internal) | 34 |
| Total | 61 |

Source: Dean Office of FHSS (Date retrieved: 31-12-2022)

Table 1.3: Undergraduate Students Composition - 2022

| Academic Year | Count (%) |
|------------------------------------|-------------------|
| 2020 / 2021 (1 st Year) | 998 (27) |
| 2019 / 2020 (2 nd Year) | 959 (26) |
| 2018 / 2019 (3 rd Year) | 921 (25) |
| 2017 / 2018 (4 th Year) | 773 (22) |
| Total | 3651 (100) |

Source: Dean Office of FHSS (Date retrieved: 31-12-2022)

Figure 1.2: Immediate Graduate Composition - 2022

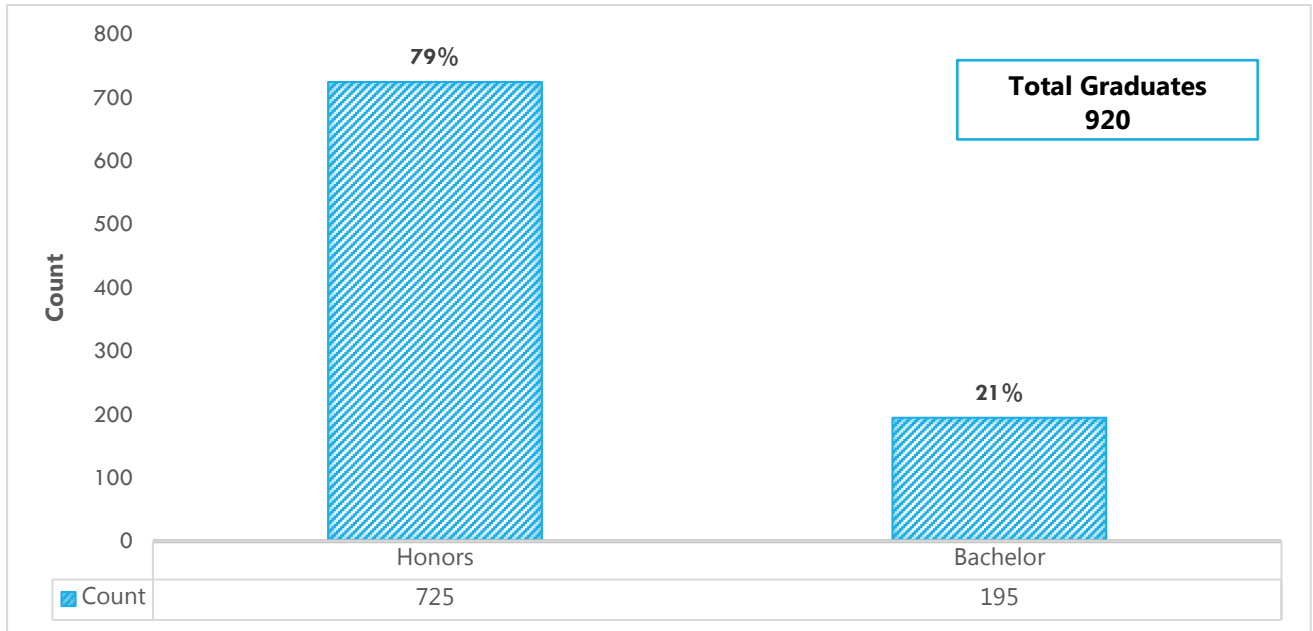


Table 1.4: Academic Staff Composition - 2022

| Designation | Count (%) |
|--------------------------|------------------|
| Senior Chair Professors | 03 (02) |
| Senior Professors | 04 (03) |
| Professors | 37 (25) |
| Associate Professors | 05 (03) |
| Senior Lecturers Grade 1 | 42 (29) |
| Senior Lecturers Grade 2 | 28 (19) |
| Lecturers | 04 (03) |
| Lecturers (Unconfirmed) | 04 (03) |
| Lecturers (Probationary) | 20 (13) |
| Total | 147 (100) |

Source: Academic Establishment Division & Dean Office of FHSS (Date retrieved: 31-12-2022)

Table 1.5: Academic Supportive Staff Composition - 2022

| Designation | Count (%) |
|--------------------------------|-----------------|
| Temporary Lectures | 08 (09) |
| Demonstrators | 02 (02) |
| Temporary Assistant Lectures | 53 (58) |
| Temporary Research Assistants | 17 (19) |
| Temporary Computer Instructors | 07 (08) |
| Temporary Diploma Assistants | 02 (02) |
| Instructors in English | 01 (01) |
| Museum Curators | 01 (01) |
| Total | 91 (100) |

Source: Departments in FHSS (Date retrieved: 31-12-2022)

Table 1.6: Non-Academic Staff Composition - 2022

| Designation | Count (%) |
|------------------------------------|------------------|
| Technical Assistants | 02 (04) |
| Senior Staff Management Assistants | 02 (04) |
| Staff Management Assistants | 03 (07) |
| Management Assistants | 19 (41) |
| Lab Assistants | 03 (07) |
| Works Aids | 17 (37) |
| Total | 46 (100) |

Source: Dean Office of FHSS (Date retrieved: 31-12-2022)

Table 2.5: Co-curricular Activities Conducted by Departments - 2022

| Department | Count | | | | | Total |
|---|-----------|----------------|--------------|----------------------|-----------|-------|
| | Workshops | Guest Lectures | Field Visits | Institutional Visits | Trainings | |
| Anthropology | 28 | 13 | 01 | - | - | 42 |
| Criminology & Criminal Justice | - | 02 | 02 | - | - | 04 |
| Economics | 02 | 02 | 01 | - | - | 05 |
| English Language Teaching | 02 | - | - | - | - | 02 |
| English & Linguistics | 01 | 01 | - | - | - | 02 |
| Geography | 02 | 01 | 01 | - | 01 | 05 |
| History & Archaeology | 02 | 03 | 01 | 01 | - | 07 |
| Information & Communication Technology | 07 | - | - | - | - | 07 |
| Languages, Cultural Studies & Performing Arts | 15 | 06 | 03 | - | - | 24 |

Continue to next page.

| Department | Count | | | | | Total |
|------------------------------|-----------|----------------|--------------|----------------------|-----------|------------|
| | Workshops | Guest Lectures | Field Visits | Institutional Visits | Trainings | |
| Music & Creative Technology | - | - | - | - | - | - |
| Pali & Buddhist Studies | - | - | 01 | - | - | - |
| Philosophy & Psychology | 01 | - | - | - | - | 01 |
| Political Science | - | 03 | - | - | - | 03 |
| Sinhala & Mass Communication | 03 | - | 2 | - | - | 05 |
| Sociology | 01 | 02 | 01 | 01 | - | 05 |
| Social Statistics | 03 | 02 | 01 | - | - | 06 |
| Total | 67 | 35 | 14 | 02 | 01 | 119 |

Source: Departments in FHSS (Date retrieved: 31-12-2022)

Table 2.6: Extension Courses Offered by Departments - 2022

| Department | Count | | | | Total |
|---|--------------|-----------------------|----------|-----------------|-------|
| | Certificates | Advanced Certificates | Diplomas | Higher Diplomas | |
| Anthropology | 02 | - | - | - | 02 |
| Criminology & Criminal Justice | - | - | 04 | - | 04 |
| Economics | - | - | 02 | - | 02 |
| English Language Teaching | 01 | - | 01 | - | 02 |
| English & linguistics | - | - | - | - | 00 |
| Geography | - | - | 02 | - | 02 |
| History & Archaeology | - | - | 01 | - | 01 |
| Information & Communication Technology | - | - | 01 | - | 01 |
| Languages, Cultural Studies & Performing Arts | - | - | - | - | 00 |
| Music & Creative Technology | - | - | - | - | 00 |

Continue to next page.

| Department | Count | | | | Total |
|------------------------------|--------------|-----------------------|-----------|-----------------|-----------|
| | Certificates | Advanced Certificates | Diplomas | Higher Diplomas | |
| Pali & Buddhist Studies | - | - | 04 | 01 | 05 |
| Philosophy & Psychology | - | - | 01 | - | 01 |
| Political Science | - | - | - | - | 00 |
| Sinhala & Mass Communication | - | - | 01 | - | 01 |
| Sociology | - | - | 02 | - | 02 |
| Social Statistics | - | 01 | - | - | 01 |
| Total | 03 | 01 | 19 | 01 | 24 |

Source: Departments in FHSS (Date retrieved: 31-12-2022)

Table 5.1: Statistics Related to Physical Resources - 2022

| Physical Resource | Count |
|------------------------|-----------|
| Lecture Halls | 36 |
| Computer Labs | 05 |
| Subject-specific Labs | 10 |
| Museums | 02 |
| Mini Libraries | 03 |
| Resource Centers | 06 |
| Auditoriums / Theaters | 02 |
| Practice Rooms | 01 |
| Store Rooms | 01 |
| Total | 66 |

Source Dean Office and Departments in FHSS (Date retrieved: 31-12-2022)

Note: Soil labs, GIS labs, Cartography labs, Music studios, and Incubator labs are all listed in the subject-specific labs row.

Table 5.2: Physical Resources by Department - 2022

| Physical Resource | Anthropology | Criminology & Criminal Justice | Economics | English Language Teaching |
|------------------------|--------------|--------------------------------|-----------|---------------------------|
| Lecture Halls | 02 | 01 | 05 | 04 |
| Computer Labs | - | - | - | - |
| Subject-specific Labs | 02 | - | - | 01 |
| Museums | 01 | - | - | - |
| Mini Libraries | - | - | - | - |
| Resource centers | 01 | - | 01 | - |
| Auditoriums / Theaters | - | - | - | - |
| Practice Rooms | - | - | - | - |
| Total | 06 | 01 | 06 | 05 |

Continue to next page.

| Physical Resource | English & Linguistics | Geography | History & Archaeology | Information & Communication Technology |
|------------------------|-----------------------|-----------|-----------------------|--|
| Lecture Halls | 02 | 01 | 02 | - |
| Computer Labs | 01 | 02 | - | 01 |
| Subject-specific Labs | - | 03 | - | - |
| Museums | - | - | 01 | - |
| Mini Libraries | 01 | 01 | - | - |
| Resource centers | - | 01 | 01 | - |
| Auditoriums / Theaters | - | 01 | - | - |
| Storerooms | - | 01 | - | - |
| Total | 04 | 10 | 04 | 01 |

Continue to next page.

| Physical Resource | Languages, Cultural Studies & Performing Arts | Music & Creative Technology | Pali & Buddhist Studies | Philosophy & Psychology |
|------------------------|---|-----------------------------------|-------------------------------|----------------------------|
| Lecture Halls | 06 | - | 04 | - |
| Computer Labs | - | - | - | - |
| Subject-specific Labs | - | 03 | - | - |
| Museums | - | - | - | - |
| Mini Libraries | - | - | 01 | - |
| Resource centers | - | - | - | - |
| Auditoriums / Theaters | - | - | - | - |
| Practice Rooms | - | 01 | - | - |
| Total | 06 | 04 | 05 | - |

Continue to next page.

| Physical Resource | Political Science | Sinhala & Mass Communication | Sociology | Social Statistics | Faculty Office |
|------------------------|-------------------|------------------------------|-----------|-------------------|----------------|
| Lecture Halls | 02 | 03 | 03 | 01 | - |
| Computer Labs | - | - | - | 01 | - |
| Subject-specific Labs | - | 01 | - | - | - |
| Museums | - | - | - | - | - |
| Mini Libraries | - | - | - | - | - |
| Resource centers | - | 01 | - | 01 | - |
| Auditoriums / Theaters | - | - | - | - | 01 |
| Practice Rooms | - | - | - | - | - |
| Total | 02 | 05 | 03 | 03 | 01 |

Source Dean Office and Departments in FHSS (Date retrieved: 31-12-2022)

Note: Soil labs, GIS labs, Cartography labs, Music studios, and Incubator labs are all listed in the subject-specific labs row.